

BRICKWEBBTM FLOOR INSTALLATION

Guide



Step up your floor game, with Brickwebb

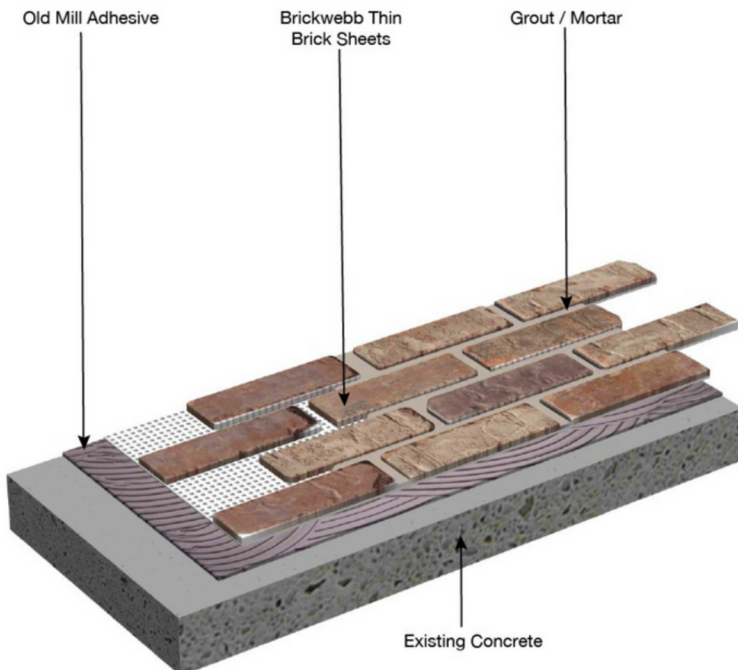
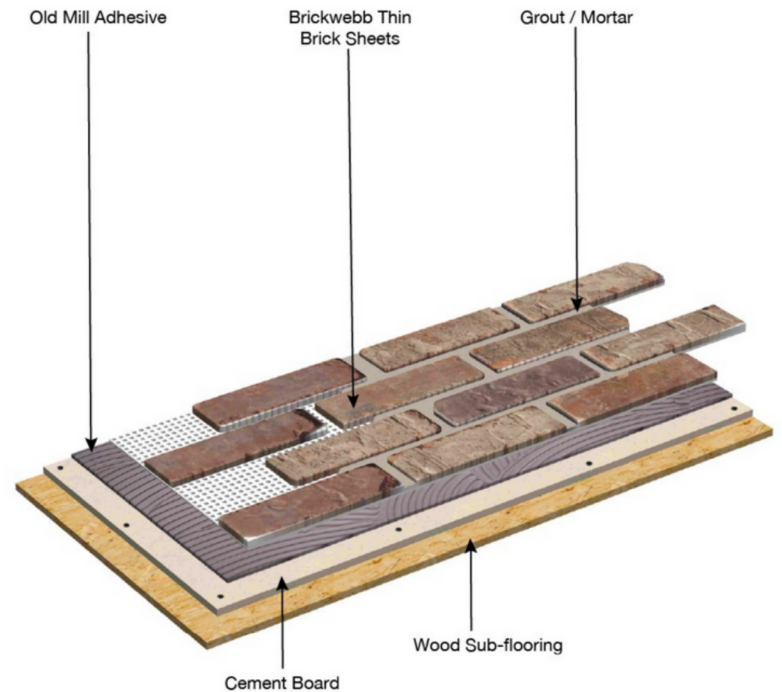
Elevate your flooring with the timeless elegance of Old Mill Building Product's Brickwebb. Its intricate patterns and rich textures not only add depth to spaces but also create an ambiance of history and charm. creates a mesmerizing interplay of colors and textures, transforming ordinary floors into captivating masterpieces that stand as a testament to superior craftsmanship.

When you choose Brickwebb, you're not just selecting a floor – you're investing in an enduring piece of art. Let Old Mill Building Products guide you to a flooring experience that seamlessly combines beauty, durability, and distinction. Secure your legacy of sophistication today.



INSTALL ON WOOD FLOOR

Transform any space with the timeless elegance of brick flooring using our simple method. Start with a sturdy wood sub-floor, layer with cement board for stability, adhere with our specialized adhesive for lasting grip, and lay down our premium Brickwebb thin bricks. Finish with a sweep of mortar/grout, and witness your floor transform into an enduring masterpiece. At Old Mill Building Products, we make beauty durable and installation effortless.



INSTALL ON CONCRETE

Unveil the rustic charm of brick on your cement floor with unmatched ease. Begin with your sturdy concrete foundation, layer on our high-tack adhesive to ensure every brick holds fast, and artfully arrange our top-tier Brickwebb tiles. Seal the deal with our fine mortar/grout, and watch as your space evolves from ordinary to extraordinary. With Old Mill Building Products, turning your concrete canvas into a brickwork beauty is simpler than ever.

TIPS & TRICKS

FOR USING THIN BRICK AS FLOORING

Are thin bricks sturdy enough to use as flooring? Are brick floors hard to clean? What do I need to know about installing a thin brick floor? Can your bricks be used as exterior flooring? These are all questions we here at Old Mill Building Products regularly get.

THIN BRICK DURABILITY

Thin Brick is a highly durable option for many types of floors including mudrooms, sunrooms, laundry rooms, bathrooms and kitchens. Ensure your brick is real, kiln-fired brick to avoid the chipping and cracking that is inevitable with fake brick that is usually made from cement or porcelain.

Thin brick is also a high-performance option for exterior flooring such as patios, walkways and porches. We do not recommend using our brick on heavily trafficked areas such as driveways. Full pavers are better for those applications.


INSTALLING THIN BRICK FLOORS

While wall applications offer a bit more flexibility when it comes to the types of surfaces you can apply thin brick on,

floors are a bit different. We recommend only installing thin brick over a cement or wood base. We also recommend that you seal your brick floor for better durability and performance.

CLEANING THIN BRICK FLOORS

Just like anything else, your brick floor will need ongoing maintenance to retain its beauty. Brushes and brooms work well to regularly remove dust and dirt and you'll want to deep clean it 1-2 times per year using an oxygen bleach cleaning solution or powder.



VISUALIZE IT!

Bring your project to life by seeing this brick in your home.

